



Discover Your Sport... Lawn Bowls



BowlsUSA™

Newsletter

SEPTEMBER 2018

IT'S SUMMERTIME!

WHAT DO YOU GET WHEN . . .

. . . 50 bowlers, from five different clubs, gather for a visitation to the San Diego (CA) Lawn Bowling Club?



Bowlers from San Diego, Holmby Park, Coronado, Sun City (CA), and Oaks North Lawn Bowling Clubs

. . . Or when Margaritaville arrives at the Pinehurst Lawn Bowls Club (NC). Members of the Pinehurst Country Club came to give lawn bowls a try? Sporting Hawaiian garb and wearing leis, guests engaged in a bowls introduction and a friendly pairs competition. All eight rinks were full of bowlers rolling bowls, cheering teammates, and complimenting great shots to the *Caribbean rock 'n' roll* tunes of Jimmy Buffett.



Guests Bob and Marti Rust, Phil Cartun, Vicki Hancock, Vicki Haidet (PLBC member), and that "extra" right foot next to Vicki belongs to Jeanie Daigre.

And the answer is: fun, food, and friendship, of course!

WHAT'S INSIDE . . .	
2019 Team USA Applications	2
West Goes East	3
Certified Club Coach Course, Long Beach in September	4
Milwaukee Lake LBC Celebrates Centenarian	5
Good Marketing Advice	
Drill to Improve Your Skill	6
A Novice Guide to the (Lawn Bowling) Galaxy	7
Lawn Bowling 1920's Style	8
Here's an Idea	9
Upcoming Major Tournaments	
Certified Club Coach Course, Sun City West LBC, AZ in October	10
Umpires Corner	11



Check out BowlsUSA on facebook

Articles submitted by Kathleen Wageman, San Diego, and Martha Nilsen, Pinehurst.



2019 TEAM USA APPLICATIONS BEING ACCEPTED

Bowls USA members with interest in being considered for selection to Team USA 2019 for overseas events, World Cup Indoor Singles, Asia-Pacific Championships, Tiger Bowls/China Open Invitational, please complete and return the Team USA Application forms via email to the specified Selector listed at the bottom of each form. An early submittal would be appreciated – absolute deadline is December 31, 2018.

Eligibility Requirements

Applicants must:

1. Be a U.S. citizen and a current Bowls USA member
2. Meet the following conditions:
 - * a. Be deemed in good standing by Bowls USA and its affiliated divisions and clubs.
 - * b. Demonstrate a positive attitude toward the competitive bowling community and those associated with events.
 - * c. Have and maintain good physical condition and emotional health.
3. Feel capable to pay most of costs associated with an international event.
4. Be prepared to sign a letter of commitment (Players and Officials Agreement) to Team USA and fulfill its participation criteria.
5. Hold a U.S. Passport with an expiration date a minimum of six (6) months following the international event(s).

Click here to access the application: [Team USA Application](#)





WEST GOES EAST

By Georgie Deno, Editor-in-Chief

Ever since the flyer for the Northeast Division (NED) Open Tournament appeared in the Newsletter last April, Adriana Sandoval and your intrepid Editor-in-Chief (both of us from the Southwest Division) have talked about going east to bowl in it. And in August we headed to the Pocono Mountains of Pennsylvania to do just that.

The Open was held at two different venues on six alternating days requiring the bowlers to adapt and re-adapt each day. Although each venue boasted lots of lush greenery, they each offered a unique visual treat as you can see in these two photos.



Skytop Lodge

We were warmly received for coming "all the way from California" and there was even television news coverage with interviews featuring Adriana, Derek McKie from Canada, and Veronica Sum (NED President and Essex, New Jersey, club member). Click the link [here](#) to see the video clip.



Buck Hill Falls

Because one of the events was for triples teams, we needed a third so we asked for help from Veronica. To our delight, she arranged for Patrick Duffy (a top bowler from the New York LBC) to be our skip.

Mother Nature graced us with several rainstorms (just to show us why/how all that greenery thrives there), but only one of them, fortunately, was during the bowling hours. While there, we had an opportunity to get to know many of our counterparts in the NED.



Patrick Duffy, Georgie Deno, Adriana Sandoval

And we also enjoyed some of the local highlights (such as visiting Callie's Candy Kitchen and Museum -- chocolate lovers beware, you won't be able to resist; Callie's Pretzel Factory where we saw how the wide variety and shapes of pretzels are made; taking the short hike in to see Buck Hill Falls - - arranged by our hosts at Buck Hill Falls LBC; and poking around in a large antiques place called Pocono Treasures).

All in all, we recommend the experience of bowling in an Open in other divisions. And we send along many thanks to all of the people who made us feel so welcome.



CERTIFIED CLUB COACH COURSE

As part of Bowls USA nationwide *Coaching Program*, a **Certified Club Coach Course** will be presented in the **Southwest Division in 2018**.

It is the objective of **Bowls USA** to have well qualified coaches across the country to assist in raising the enjoyment and standard of our sport and to provide the necessary assistance to players of all ages and skills levels.

Place: **Long Beach LBC**

Date: **September 25th** and 26th (Tuesday and Wednesday)

Dress: **Casual** - bowls shoes advised

Cost: **\$125.00** (includes manual, Club Coach certificate awarded upon successful completion of class, and Bowls USA Coach shirt)

Class size: Minimum 6 participants – maximum 14 participants.

Payment to: **Bowls USA** (by student or sponsoring club)

The Club Coach Course covers:

- Safety & Risk Management
- Incident Management
- Constants and Variables
- Goal Setting
- Fundamentals
- Planning Coaching Sessions
- Conducting Coaching
- Coaching Review

Qualifications to take class:

- A minimum of at least *two* years bowling
- Be a **Bowls USA** member
- Written endorsement from participant's club required.
- Preferably be a **Bowls USA** umpire (desirable but not mandatory, at this time)

To register, contact

Heather Stewart: heatherastewart78@gmail.com
Kottia Spangler: kspangler@rcoe.us
Jackie Tucker: tuckerjackie@icloud.com



MILWAUKEE LAKE LBC CELEBRATES CENTENARIAN

Submitted by Glorianne Mather

In mid-August members of the Milwaukee Lake Lawn Bowling Club gathered to help celebrate George Mueller's 100th birthday. George and his wife have been married for 74 years and have been club members for 40 years! Until three years ago, George bowled twice a week. (That's George in the front row with the red ball cap on.)



HAPPY BIRTHDAY, GEORGE!

GOOD MARKETING ADVICE

[The following advice was posted on facebook by the Jefferson Park Lawn Bowling Club in Seattle.]

The key to getting noticed is using opportunities for storytelling with your local media.

Got someone 80 (silly question) in your club that comes out to play once a week? Tell your local newspaper.

Got a match coming between a 90-year-old against a 25-year-old, or better yet a 13-year-old? Tell your local newspaper and TV station. (Note: ages may vary, but contact your paper.)

Is there someone at your club who has done this for 40 years? A husband and wife that enjoy coming out together to play? A family that considers this a tradition or a family activity?

Have you redone your club house? Started a new league geared to community? Partnered with businesses or the Chamber of Commerce to promote the community or good health?

Think outside the box and call your local paper and news station. All they need is a human interest hook and they are there! Don't be discouraged if it doesn't get them there on first try. They might be busy or short staffed. Keep calling, keep sending. The squeaky wheel gets the grease!

And send in your league scores and results to your small community newspapers and ask that they post these in the sports agate and online. Suggest they might do an introductory story about the sport too!

Use the press. It is not the enemy of lawn bowls.

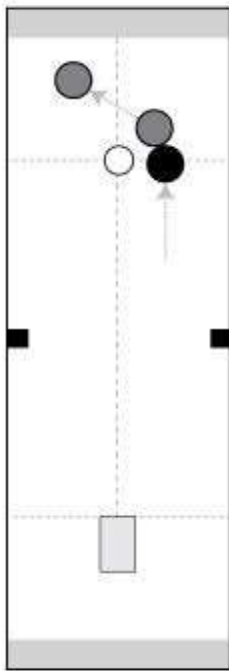


DRILL TO IMPROVE YOUR SKILL



DRAW BOWLING DRILLS

REPLACEMENT SHOT



OBJECTIVE : Replace the “Positional Bowl” and finish closest to the Jack.

EQUIPMENT :

2 BOWLS 1 MAT 1 JACK

PROCEDURE :

Place Jack on Center Line. Place 1 Bowl close to the Jack. Play BOTH F / H and B / H.

NOTE: Image shows Fore-hand draw shot.

Vary Mat lengths.

SCORECARD :

Same as the others.

1 point = for each successful hit.



By Alan Burkholder

A NOVICE GUIDE TO THE (LAWN BOWLING) GALAXY

[Editor's note: Alan Burkholder is a novice bowler at the Laguna Beach, CA, Lawn Bowling Club. His "Novice Guide" is a witty rendition of his observations and experiences as a new lawn bowler. This is the second installment of the "Guide"; we'll share additional Burkholder observations in future Newsletter issues.]

The Outfit: Hat

It can get hot and sunny a lot, even near the beach. So head cover is essential, even for people with a full head of hair. More important than sun protection is the statement it makes about you. A hat is your primary fashion accessory. When you join, you should be given a white Bowls USA baseball hat or a white Bowls USA visor. They work. They shade most of your head and keep you cool enough. They are also about as neutral and low-key as it gets. The Laguna Club has a similar baseball cap that (almost) nobody wears. Men wear baseball caps and they have very specific requirements regarding the bill, material, hat shape, and logo. The Laguna caps appear (to me) to have been ordered by someone who is not a man. If your USA Bowls hat does not provide enough coverage, or if it gets lost, or too dirty, you can move on to your own personal bowling hat. Your choices are:

Your favorite old baseball hat. Your personal hat brings your life history to the bowling green. Worn out college alumni hat or worn out truck driver look. Most people will accept it, if you can sell it.

Hipster flat bill baseball hat. This is on the very edge of the lawn bowling universe. Strictly for the millennial crowd. Do we even have enough millennials to make a crowd?

The off-white fedora. Classic look for the gentleman lawn bowler. Ok coverage, but requires some sun screen. Best if you have a movie star profile.

Off-white bucket hat. Classic look for the slouchy lawn bowler. Works best for those not resembling Gilligan.

Wide-brim straw hat. Classic look for the retired golfer turned lawn bowler.

Crazy wide-brim straw lifeguard hat. Excellent protection. Screams beach, but you might also be confused with a migrant farm worker. Goes well with tank top and baggies.

REI outback adventure hat. Not fashionable, but has very effective sun protection. People might think you have had skin cancer. Who else would wear one of those?

Women's visor. That is pretty much all I know about women's hats.

Next issue: The Outfit - Sleeves & Towel



LAWN BOWLING 1920'S STYLE


The New York Lawn Bowling Club recently regaled Central Park as they got in the mode of bowling with a 1920's flair while accompanied by a four-piece combo playing in the background.



Flappers, suspenders, and gaiters anyone?

How fantastic is an unexpected victory!

- Dave Weinbaum



HOGLINE

GOT AN ARTICLE FOR THE NEWSLETTER?

Send it in to your Division editor as listed below:

Central: Glorianne Mather, gloriannemather@yahoo.com

PIMD: James Corr, timbhoy71@sbcglobal.net

Northeast: Alex Last, alex.last@yahoo.com


Northwest: Bob Wells, rfwells1@yahoo.com

South Central: Ron Rollick, dbsgrnkeg-ler63@outlook.com

Southeast: Garry Higgins, garryhiggins@rogers.com

Southwest: Cynthia Murray, cnthmurray@gmail.com

Editor-in-Chief: Georgie Deno, postdeno@gmail.com



HERE'S AN IDEA

Submitted by Bud Birkenseer

Every year in September, the Palo Alto Lawn Bowling Club in California hosts the Fred Hawley Memorial Tournament. The tournament came about when Fred, who was 80+ at the time, said "We need a tournament for us 'Old Geezers'; I can't keep up with those young 70-year-olds."



Fred Hawley

The event is in memory of Fred and the games are short. The atmosphere is low key and social as much as anything, though there WILL be cash prize moneys. (Fred would have wanted that...)

The tournament is open to all PIM Division members who will reach the age of 80 this year — or have already surpassed that age. The format is three 8-end singles games and arrangements will be made for those who want to bowl less than three.

What a great way to include octogenarian members who still want to enjoy the competition!



BY DAY'S END . . .

Are you tired at the end of the day? Read the following and you may understand why.

- Your heart beats 103,689 times; Your blood travels 168,000 miles; You breathe 23,040 times.
 - You inhale 438 cubic feet of air; You eat 3 1/2 pounds of food; You drink 2.9 pounds of liquid.
 - You perspire 1.43 pints; You speak 4,800 words (or more); You move 750 major muscles.
 - Your nails grow .000046 inches; Your hair grows .01714 inches; You lose 5.8 pounds of waste.
- And, you exercise 7,000,000 brain cells (some people less).



UPCOMING MAJOR TOURNAMENTS SCHEDULE

Watch this section in future issues for the latest updates on major tournaments. As available, we'll list the tournament dates, locations, entry deadlines, and a link/website where you can find more information.

Northwest Open Team Tournament, 9/8 to 9/9/18 at Jefferson Park LBC, Seattle, WA. Watch for more info [here](#).

U. S. Open of Lawn Bowls, 11/2 to 11/11/18, hosted by South Central Division. Men's Singles entry deadline was 8/30; entry deadline for all other events is 9/30. Get more info [here](#).

U. S. National Championships, 11/25 to 12/1/18 hosted at Sun City Center, FL. This tournament requires competing in your Division's qualifying rounds.

PIMD, All PIMD-sponsored tournaments are open to out-of-division BowlsUSA members. Check their webpage [here](#) for the calendar of Division-sponsored tournaments indicated by the orange background.



CERTIFIED CLUB COACH COURSE

As part of Bowls USA nationwide *Coaching Program*, a **Certified Club Coach Course** will be presented in the **South-Central Division in 2018**.

It is the objective of **Bowls USA** to have well qualified coaches across the country to assist in raising the enjoyment and standard of our sport and to provide the necessary assistance to players of all ages and skills levels.

Place: **Sun City West LBC**

Date: **October 18th and 19th** (Thursday and Friday)

Dress: **Casual** - bowls shoes advised

Cost: **\$125.00** (includes manual, Club Coach certificate awarded upon successful completion of class, and Bowls USA Coach shirt)

Class size: Minimum 6 participants – maximum 14 participants.

Payment to: **Bowls USA** (by student or sponsoring club)

The Club Coach Course covers:

- Safety & Risk Management
- Incident Management
- Constants and Variables
- Goal Setting
- Fundamentals
- Planning Coaching Sessions
- Conducting Coaching
- Coaching Review

Qualifications to take class:

- A minimum of at least *two* years bowling
- Be a **Bowls USA** member
- Written endorsement from participant's club required.
- Preferably be a **Bowls USA** umpire (desirable but not mandatory, at this time)

To register, contact

Heather Stewart: heatherastewart78@gmail.com
Kottia Spangler: kspangler@rcoe.us
Jackie Tucker: tuckerjackie@icloud.com



Umpires Corner

By Melanie Vizenor
BowlsUSA National Umpire-in-Chief

August’s UmpStumper: Is it permissible to drag your towel on the green to show your teammate where you want their bowl to go?

One of the pleasures of being the NUIC is a wonderful opportunity to converse (albeit electronically) with so many bowlers throughout this great sport of ours. As you know, I encourage any of you to correspond with me, and I just love it when you do. Here’s an example, received on August 21st. My birthday, no less. What a great gift! As written:

Thought I'd try the UmpStumper since I have a 50-50 chance of getting it correct. Law 34 states "Under no circumstances...must any object be placed on the bank, the green," etc. So the key word here is **placed**. The definition of place shows a synonym of **set** under which I found "**to place with care or deliberate purpose and with relative stability**" In my opinion, dragging a towel across the rink to indicate a preferred path of travel to the bowler does not meet the above definition which to me means to place and leave in place. I have always believed that to violate Law 34 a player would have to place or set the towel or another object on the rink and leave it in place while the bowler delivered the bowl. My answer then would be yes, it is permissible to drag a towel across the green as long as it is not left in place.

My response to the above writer:

“Doggone it! I thought I was going to be able to stop the practice of dragging one’s towel on the green to show a player the path of their bowl through the head. But your dictionary sleuthing has put a roadblock up.”

Jeesh, all you bowlers out there are a tough lot. However...

There is another definition of place as a verb that says "to direct to a desired spot"; that definition does not require going to synonyms. So Law 34 says, “Under no circumstances ... must any object be placed on the bank, the green, in the ditch, on the jack, on a bowl or anywhere else to help a player.” I’m going to rewrite it, in part, this way: “Under no circumstances may an object be used to help direct a player to a desired spot.”

Now let’s look at the position of players. Why go there? Because someone is going to say, Yeah, but what’s the difference between dragging the towel through the head and the skip (or person directing play) putting their foot in the head to show the player where to bowl or the path for going through the head or what their line should be?

The answer to that is that the laws specifically allow for the person controlling play to "direct to a desired spot" so long as they move back behind the jack, if they're standing level with or in front of the

(Continued on page 12.)



(Continued from p. 11)

jack, as soon as the bowl is delivered (Law 12.1.3). And -- and this is important -- a player is not an object. A towel is. Keeping your feet on the rink of play is a good thing. But the towel? Do not allow it to touch the surface of the rink of play "to help a player."

I may not have convinced anyone, but perhaps a reminder that if a bowl and/or jack at rest is disturbed by a player, their opponent gets to put it back where they believe it was at rest. Do you, as the player directing play, want to take that risk to the detriment of your teammates?

Yeah, yeah, I know, the same risk is there when the person directing play puts their foot in the head; however, that is allowed by the Laws of the Sport of Bowls. Thus, it is an unfortunate mistake, but it is not deliberate. To violate the laws by placing an object on the green is a deliberate act that is not allowed.

Other objects that I have seen being used to direct a player: a lifter, a hat, a water bottle -- all of which were drug on the surface of the rink of play.

There are some major tournaments coming up: the NAC, the US Open, and the National Championships. To all of you who are playing in those events -- brush up on Section 1.3, Possession of the Rink. It's on pages 19 and 20 of the LSB.

To all of you who are playing in local tournaments, social bowls, league play -- brush up on Section 1.3. Possession of the Rink. It's on pages 19 and 20 of the LSB.

The vast majority of complaints about the laws that players violate fall into Section 1.3. Two of the main complaints are about movement of players in the head and players who, after delivering their bowl, follow their bowl down the rink of play and are short of the head when their bowl comes to rest.

So here's **September's UmpStumper**.

A player, after delivering their bowl, follows their bowl down the rink of play. Hooting and hollering at the bowl, "Keep going, keep going -- yay, I got the shot," stops short of the head to admire the perfect bowl just played, and then saunters through the head to the high fives of his (sorry, guys) teammates. Meanwhile, on the mat, ready to deliver their bowl, is the next player, waiting for the commotion to die down. A non-playing umpire comes onto the rink of play and warns the celebrating players in the head that the next time that occurs, the bowl will be removed. "Aw, come on, Madam Umpire, just relax. What's the big deal?"

So ... what is the big deal? Justify your answer.

Enjoy the Labor Day weekend ... go bowling!

