



Discover Your Sport... Lawn Bowls



Newsletter

NOVEMBER 2018

TEAM USA SWEEPS CANADA

IN THE 2018

NORTH AMERICAN CHALLENGE



The Team with NAC trophies.

Not even rain could stop Team USA from reigning over the 2018 NAC.

Team USA's players -- 10 men and 10 women -- formed a special bond during the days leading up to the opening matches, and that sense of team spirit never left them. They performed as one unit, high-fiving each other whenever they met on or off the green, hooting for great shots, encouraging each other when a shot went awry, and huddling together before the day's play to shout in unison "U S A."

There were seven trophies at stake. A total and complete sweep of all trophies has eluded Team USA since 1995 when the first North American Challenge was played. But not anymore.

Team USA won them all!

| WHAT'S INSIDE . . . | |
|---|---------|
| PIMD Novice Tourney | 2 |
| Champion of Champions | |
| U. S. Open | 3 |
| Webmaster Wanted | |
| Palo Alto's Bowling Green | |
| Support the Nat'l Championships | 4 |
| 2018 Karlberg Tourney, Washington Park, CO | |
| In a Rink - On a Dime | 5 |
| A Novice Guide to the (Lawn Bowling) Galaxy | 6 |
| Lawn Bowling Hand Signals | 7 |
| Southeast Wins East Coast Challenge | 8 |
| News from Asheville, NC | 9 |
| Drill for Skill | 10 |
| Spokane Welcomes Kids | 11 & 12 |
| News From Northwest Division | 13 |
| Farewell to A Lawn Bowling Friend | 14 |
| Developmental Camp, 2/15 & 2/16/2019 | 15 |
| Upcoming Major Tournaments | |
| Umpires Corner | 16 |



Check out BowlsUSA on facebook



BERKELEY HOSTS PIMD 2018 NOVICE TOURNAMENT

By Jim Corr

The PIMD Novice Singles Tournament is always a fun event. It provides a chance to see potential future champions in the making as those new to our sport strut their stuff, some entering their first tournament.



Jeff Schaper, 1st place; Ian Cameron, 2nd place; Rose Selby, 4th place, Andrew Keeler, 3rd place.

The 2018 contest, hosted by Berkeley LBC on October 6-7, was no exception. Twelve novices representing seven clubs competed over two days, with Jeff Schaper of Rossmoor LBC taking top honors. As a bonus, eight volunteer markers from five clubs helped keep the proceedings moving smoothly.

On Day 1, each novice played three games in singles format. The goal: be the first to win 16 points. By the end of the afternoon, three bowlers—Rose Selby (Palo Alto), Andrew Keeler (San Francisco), and Jeff—had won all three of their games, with Ian Cameron (Berkeley) rounding out the top four after a nail-

biting 15-16 loss to Jeff in the first match-up and a come-from-(well)-behind victory in the third game.

Sunday's format was a round robin, played in very hot and windy conditions. Again, Jeff was on top form, edging out Ian (again) 16-14 in the first match and going on to register victories over Rose and Andrew, thus being the only bowler to go undefeated over two days. Congratulations, Jeff!

As always, events like this cannot be run without the contribution of many, including PIMD Tournament Director Bud Birkenseer, greenskeeper Annie Brillhart, the markers, and, some might say most important (!) the hospitality crew who prepared the clubhouse and the green and supplied the coffee and tasty snacks for bowlers and spectators alike. Thanks to all.

CHAMPION OF CHAMPIONS COMPETITION

Anne Nunes



2017 U.S. National Singles Champions, Anne Nunes and Charlie Herbert will represent the U.S. in the 2018 World Singles Championships from October 29 to November 4. [Click here](#) for more information.

Good luck, Charlie & Anne

Charlie Herbert





November 5 through 11, 2018

Updates and information
coming to your email

WEBMASTER WANTED

BowlsUSA is searching for a member to become **website manager** for Bowls USA.

This is a position for an individual with some website experience. The primary responsibility is to maintain and update the Bowls USA website on the Weebly platform or a similar web-based tool. It requires availability for prompt updating since some items are time-sensitive.

This person will be an important part of BUSA's communications, will have collaboration with the BUSA Marketing Director and support from the Website Committee.

A nominal stipend is paid quarterly.

If you are interested in this key position, please reply with a resume of your experience to bowlsusasecretary@gmail.com.

PALO ALTO'S BOWLING GREEN

Ginger Harris and her husband were taking in the sights of Palo Alto's Elizabeth F. Gamble Garden when something caught their eye over the fence. People at the adjacent property were playing bocce — or were they? This, a patron explained to Harris and her husband, was lawn bowling, and they should give it a try. Their first dalliance with the sport quickly grew into a lifelong love affair. Some 20 years later, Harris is still an avid member of the 85-year-old Palo Alto Lawn Bowls Club.

Just off the main, bustling artery of Embarcadero Road, the club sits on the city's two-acre Lawn Bowling Green Park. A project in the early 1930s of the Civil Works Administration, the park includes eight rinks and a clubhouse on the site of a former hospital. (Glenn Stewart, a longtime club member who died recently, had the claim to fame of being born at that hospital in 1925. "I'm bowling here, but I was also born here," he liked to tell people.)

Harris had "tried every sport there was," she says, but she didn't like things coming at her, so she and lawn bowling "just clicked."

For photos and more of this story [click here](#).

Excerpted, with permission, from an article by Alisha Green in the *Nob Hill Gazette*.





Show support for your favorite player, team, or division at the National Championships.

Send them a personal message in the Program Guide.

Let them know you are behind them 100%, it's easy!

Send your name as you want it to appear, and a message of fifteen words or less to: info@suncitycenterlbc.com

Write a check for \$50 to Sun City Center LBC and reference "well-wisher"

Mail the check to: Paul Melvin, 649 Chipper Drive, Sun City Center, FL 33573

The deadline for messages is Wednesday, October 31st

For a list of National Championship players, and more [click here](#).

If you can't be there in person, applaud in print.

2018 KARLBERG TOURNAMENT AT WASHINGTON PARK LBC

By Ken Hopper

This year's winner of the annual 2018 Karlberg singles tournament at Washington Park Lawn Bowling Club, Denver, Colorado, is Tim Adams. Tim is a relatively new member, having joined the club last summer. He frequently attends the private events, where he helps introduce the game to new people who have never played before.



Tim shows the love to the Karlberg trophy.

Tim was undefeated, including a win against the club's defending two-time champion. He outscored his opponents 45 to 14, relying heavily on putting the pressure on with his first bowl at each end. Tim attributes his success this year to changing the bowls he uses from a size 3 to a size 6 on the recommendation of one of the other members.

Tim is from the west coast of Lancashire in the northwest of England. He claims to only have bowled a few times with his dad, but we're not sure we believe that story anymore.

This year's runner-up was Dave Mosely who also had an outstanding tournament, but Tim was just on fire in the final. Congratulations to both Tim and Dave on a well-played tournament.



DIY INDOOR SHORT MAT - IN A RINK, ON A DIME

Submitted by Pam Edwards

Portland bowlers are conquering the seasonal rains this year with indoor Short Mat bowling at a roller rink with pool noodles! (No, the pool noodles aren't because of the rain.)

Thanks to cooperation from Portland Parks and Recreation (PP&R), a grant from Bowls USA, and some creative engineering, Portland Lawn Bowling Club just expanded to year-round bowling on a very small budget.

Over the past 3 years the club has enjoyed a growing relationship with PP&R including teaching lawn bowling classes through the Parks Department. With Parks' desire to increase classes and the summer opportunities at capacity, the Club asked if any indoor venues might be available to host classes during the winter. In a hot second PP&R suggested a community center-based roller rink that hosts archery and skateboarding along with roller skating.

With a viable location in hand, the club applied to BUSA and received a grant of \$500.

Next up was to acquire a short mat set-up, at less than half of retail price, with equipment that could be managed by one person and stored in a very small space.

So the ultimate shopping trip began at Home Depot to buy inexpensive carpet and 2'x4's; IKEA for carpet pads; Amazon for pool noodles and rope (side boundaries) and giant duffel bags (storage); a yard sale for a \$2 equipment box; and lastly the grocery for felt tip markers.

With some additional club funds, the club created 2 short mat rinks of the standard 45'x6', for \$650.

Since former Parks students and future classes are involved, PP&R schedules 4 hours of bowling each week at no cost to the club. And with space for another 8-10 rinks, we are envisioning a BYOM (bring your own mat) tournament for the 2020 NWD winter season.

Portland is happy to share any details if you have a level spot to give this a try. Drop them an email at portlandlawnbowling@gmail.com. Or, download the document which was their source for all things short mat at: <https://www.mimosabowls.com/Short%20Mat%20Bowls%20Rules.doc>.



Short mat at the roller rink



A NOVICE GUIDE TO THE (LAWN BOWLING) GALAXY

By Alan Burkholder

[Editor's note: Alan Burkholder is a novice bowler at the Laguna Beach, CA, Lawn Bowling Club. His "Novice Guide" is a witty rendition of his observations and experiences as a new lawn bowler. This is the fourth installment of the "Guide"; we'll share additional Burkholder observations in future Newsletter issues.]

The Outfit:

Plumbers Crack

Not really a problem in lawn bowls and we all want to keep it that way. There is a lot of stooping, squatting, and bending over on the green. And some things you can never un-see. So leave the low rise pants and shorts at home. We will all thank you for it. Maybe get a long tail undershirt. My long sleeve undershirts go almost to my knees. If yours don't, make sure you are wearing an extra-long tail shirt. And get a belt. Baseball belts are basically adjustable elastic straps with a buckle. They are cheap, come in many colors, including white, and are super adjustable. Get one at Dicks or online.

Also scary are those almost transparent shorts and pants. Please check your look in the mirror before you force it on the rest of us for god's sake. Can you see your underwear? Then it is no go. We don't care how cute the little hearts are. Your mother covered all of this, right?

Finally, the VPL (Visible Panty Line) is a minor transgression for the women, but a level three felony for the guys.

The Equipment:

Bowls Hierarchy:

Yes, they look like balls. And in every other sport they are called balls. But in lawn bowling they are called "bowls". The sooner you can train your mouth to say "bowls" the better. Next to having the right shoes they are the most important part of your get up. Here is the hierarchy of lawn bowls:

Beginners and visitors use club bowls. They work and they are free. Everywhere I have been they date from the 1980s. Material, science, and manufacturing techniques have improved a lot since then and so has the design and strategy of lawn bowls. The old bowls are always black (free) and they are worn (free) and they have a wide bias (free). Apparently in the 1980s, lawn bowling strategy revolved around attacking the jack from the side. These bowls hook a lot. As such, they are among the most difficult to master. Your friends will compliment you on how well you bowl with the difficult club bowls. Your enemies will secretly laugh while you struggle to play with club bowls. Most beginners find their favorite set of club bowls and try to get them every time. Club bowls are first come first served, so it is survival of the quickest at social bowls. My favorite club bowls were the size 3 blue swans.

Next issue: continuation of the Bowls Hierarchy.

**BOWL ON THE FOREHAND**

Extend your left arm to the side (if bowler is righthanded).

**HAVE YOUR BOWL STOP HERE**

Put your foot where you want the bowl to finish and point to it.

**BOWL ON THE BACKHAND**

Extend your right arm to the side (if bowler is righthanded).

**BOWLS ARE TOUCHING**

Touch knuckles together.

**THIS IS OUR BOWL**

Point closely to the bowl and tap your shoulder or chest.

**WHERE IS THE JACK?**

Bending down, hold your palm forward.

**THIS IS THEIR BOWL**

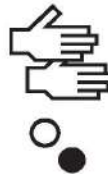
Point closely to the bowl and wave your arm away.

**THE SHOT IS A MEASURE**

Wave hands apart, together, apart as if measuring.

**SHOTS FOR US**

Tap your shoulder or head.

**THE BOWL IS THIS FAR IN FRONT OR BEHIND OF THE JACK**

Spread your hands one above the other. **NOTE: Always give the DEPTH distance not the WIDTH.**

**SHOTS AGAINST US**

Tap your leg.

**WATCH THE HEAD**

Before throwing a "runner," simulate a fast delivery with your bowling arm.

**CHALK MY TOUCHER**

Cross your hands at your wrist and hold them in front of you.

Lawn Bowls Hand Signals

LET YOUR HANDS DO THE TALKING

1. Voices cannot be heard over the sounds of road and air traffic.
2. Shouting disturbs players on the rinks.
3. Your team will feel more in sync if you can read each others signals.
4. Signals will help communication and the flow of the game.
5. You can signal without drawing attention of your oppents to certain situations.

RULE NUMBER 1:

You can ONLY communicate with your team when you have possession of the mat.

RULE NUMBER 2:

Give information (especially the Vice) ONLY when asked for.





SOUTHEAST WINS THE EAST COAST CHALLENGE


The best players from the Northeast and Southeast came to Pinehurst to enjoy great competition and camaraderie to have the bragging rights for another year.

The weather was hot and humid but with cloud overcast, it made for better conditions of play. The greens, after being soaked by Hurricane Florence with 15 inches of rain, were still not to their standard of 12 -14 seconds.



Southeast Team

The Southeast was represented by Steve Nelson, Dave Kinney, Jeff and Vicki Haidet, Don Dowd, George and Jackie Tucker, Eric Porr, Martha Nilsen, Rusty Hein, Dan Delgarn, Hans Momke, Rich Fitzgerald, Bob Fladung, Barb Mignogna, Sandy Wall, and Bud Ricucci.



Northeast Team

The Northeast team was comprised of the following: Ed Last, Scott Snyder, Yatish Uchil, Richard Marcus, Susan Berg, Maurice LaFond, Ron Stubing, Robin Goldman, Colin Edgar, Dan Berg, Bob Patterson, Ryan Hastu, Duncan Farrell, Joe Kelly, Joan Miller, and Barry Kessler. Colin Smith was unable to play but was the Umpire for the tournament.

Southeast started the first day with Pairs and Triples and made their mark by winning 13 of the 18 matches. Northeast came back strong on the second day in Singles and Fours. They dominated the Fours matches but because of the advantage gained by Southeast on Day 1 and the Singles matches, they missed making enough of a comeback to win back the Motta Trophy.

This tournament has been played since 2000 and the record has been close. The Southeast now leads 10 to 7, since 2 years were cancelled due to hurricanes.

We are contemplating moving the venue to Carrier Park in Asheville, NC, and playing on their new artificial surface which is 16-18 seconds with nice draws on both sides. When we have investigated the logistics to do this, we will post and let everyone know. Thanks to Pinehurst Resorts and their facilities to host this tournament over the past 17 years.





NEWS FROM ASHEVILLE, NC

By Jackie Tucker

The Asheville Lawn Bowls club just opened their new artificial lawn bowls green and Jackie and George Tucker took the trip to bowl on there. The greens were rolling about 18 seconds and were very true. What a delight! After bowling, Sarah and Terry Reincke hosted a club supper with the members and the Tuckers joined in as their guests. The Tuckers highly recommend a stop in Asheville, NC to see and bowl on these greens. The fall foliage adds extra viewing when traveling through the mountains. Asheville and Pinehurst Lawn Bowls Clubs hopes to start a new tradition with “Home and Away” tournaments. [For those who may not know, “Home and Away” tournaments are played first on one club’s home greens and then on the other club’s home greens.] Asheville players are great ambassadors for the game of Bowls and the True Draw greens are great.



Joe Parks with the new rake.



The after-competition dinner crowd.

easy storage and was very reasonable to make. The club members then helped with the assembly of the rakes for use on their greens. We have so much talent in our sport and this is just one example.

Asheville, being very creative, Joe Parks redesigned the model from a Sun City, AZ, design and developed this rake concept for use at their club. It comes apart at the handle for

REVISED DATE FOR SUBMISSION OF TEAM USA APPLICATIONS

Click [here](#) to get updated information on the deadlines for the World Cup Singles, Tiger Bowls/ China Tour, and Asia-Pacific Championships international competitions.

CONSIDER APPLYING AND GO TEAM USA!



DRILL TO IMPROVE YOUR SKILL



BOWLING DRILLS

D R A W & Y A R D O N

OBJECTIVE :

1st Bowl, Draw as close as possible to the Minimum Jack.

2nd Bowl, Draw with enough Weight through the Target Area, avoiding the Bowls, to take the Jack into the Ditch.

EQUIPMENT : 2 BOWLS 1 MAT 1 JACK

PROCEDURE :

Place 1 Jack and 2 Bowls on the 2 Meter Center Line (Maximum Length).

Place 2nd Jack on the Center Line at the Hog Line (Minimum Length).

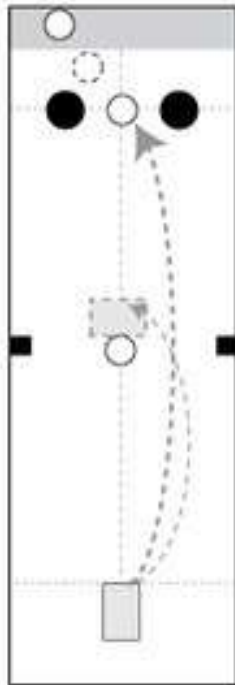
Draw 1 FH to Short Jack then 1 FH through Target Area.

Repeat on BH.

SCORECARD :

1 POINT within Mat's width to Minimum Jack.

2 POINTS if you take the Jack to the Ditch without touching the bowls.





SPOKANE (WA) WELCOMES SUMMER EXPRESS KIDS

By Sally Quirk

How did five retired/still-working teachers and a current, fully uniformed Washington State Patrol trooper choose to spend a sunny July morning?

Sam and Rich arrived early and chalked lines across our rectangular green, creating five short rinks just long enough to allow 20 rising 5th graders a shot at feeling successful on their first day of lawn bowling. We others sorted out our collection of bowls for smaller hands: 00s, 0s and a few size 1s. We had four sets of two bowls lined up near the mats on our rinks, lawn rakes behind them on each fringe and we were ready.

They arrived in a polite mass of Irish green shirts, bearing their proud logo of Spokane School District's Summer Express program from Lincoln Heights Elementary. With four kids and one teacher to a rink, the kids' anticipation was evident as they fingered the penguins, roosters, thistles and pink flamingos on the bowl sides.

Sam, a fine bowler and a 32-year-veteran physical education specialist, addressed our charges. Looking classy in his finest whites, topped with a jaunty Italian tri-colored cap, Sam offered a short history and demonstration of technique. Then the kids were off! The short distances to the carefully set short jacks insured relative success, and a few of the smaller kids adapted their techniques as needed, even using two hands between their legs to cup the bowl and push it forward a greater distance than one hand allowed. The jack was set ever longer as their technique improved, and the kids grew more accurate.



Sam demonstrates.

One surprise attraction was our homemade PVC bowls rakes.

With the wide jaw and a diagonal handle, the kids managed to sweep all bowls to the end without even one mar to our green.



Trooper Jon

The kids were a bit shy when approaching fellow lawn bowler and State Patrol trooper Jon, but they did venture a few questions about his equipment belt, including—handcuffs! No, they couldn't try them on. Yes, Jon and his 16-year-old son Paxton are regular club members. So, lawn bowlers come in all ages and sizes, even 10-year-olds in Spokane, Washington.



Did the rising 5th graders love bowling? Did they feel success? Did they love the gummy-bear prizes? Did the one odd-duck, who came in sulking and left feeling triumphant, have fun? (Thanks, Teacher Rich-- that's Rich to the right.)

(Turn to page 10 to see the rest of this story.)



“Spokane”, continued from page 9.

The kids' soon-arriving thank-you notes included these remarks:

- ◆ “Thank you for inviting us to your club! We all had such a great time.
- ◆ “Thank you for your enthusiastic cheering.” - Marrin
- ◆ “Thank you for helping me find a sport that I like and am good at.” - Nathan
- ◆ “You guys are awesome, what a great sport. I am going to tell everyone I know about how fun lawn bowling is.” - Maya
- ◆ “You guys are the best!” - Isabelle
- ◆ “Please write back.” - A young bowler

Of course, when 10-year-olds write notes, they include drawings:



Elijah’s stick figure body, with but one cupped hand, is bending down and releasing a bowl along a path towards a small, distant jack.

Aspyn’s bowl is accurately dimpled, depicting a long-eared donkey, despite her label of “pink flamingos.”



Kasey depicted four rinks with accurate mats at alternating ends, balanced with four jacks opposite them.



Our favorite drawing was of Sam’s red,

green and white Italian paneled cap, with button on top, next to an accurately detailed bowl, and a stylized “Spokane Lawn Bowling Club” logo.



Sally Quirk demonstrates how to release the bowl.

As our 20 summer visitors departed with calls of “thank you” filling our ears, five teachers and one WSP trooper could be seen with smiles as wide as the kids’. Will we again invite a new generation of lawn bowlers to grace our green? You betcha! All are welcome here.





NEWS FROM NORTHWEST DIVISION

Submitted by Ernie Carlson

September was a busy month for the NW Division. On the 7th we held our Fall division meeting and elected new officers. The results were: Ernie Carlson, President; Nathan Van Ness, Vice President; Lauren Donnellan, Treasurer; Kane Tobin, Councilor; Pam Edwards, Councilor.

Then on the 8th and 9th we held our Division Open at the Jefferson Park club – a 5-person team tournament. Ten teams entered the competition; 8 teams from the Northwest, 1 team from Berkeley (PIMD), and 1 team from Vancouver, Canada. Playing in cool and cloudy weather on Saturday



and warm, sunny weather on Sunday, each team completed 16 games. The **Pacific Crest Panthers** (Rikki Ricard, Richard Broad, Neil Furman, Diane Fulton, Josephine Lee) took 1st place, with 2nd going to **Jack Attack** (Chris Davis, Gina Tolentino, Doug Bradley, Nancy Nishikawa, Kevin Nishikawa, Nita Chambers,

Richard Krueger) and 3rd to **Mutt City** (Ernie Carlson , Marcus Zeino, Andrew Schuenemann, Peter Mauro, Eric Rink, Greg Shehan).

On the 15th we held our Novice Mixed Singles event - 20 brave novices stepped onto the green but at the end of the day only 1 was left standing. Congratulations to Chase Richards for taking the Novice Singles title back to Jefferson Park. His club mate Shane O'Neil finished 4th with Tacoma bowlers Nathan Van Ness taking 2nd and Jereme Evans nabbing 3rd. Jefferson Park, Tacoma, and Portland all had entries in this novice event to make it the most geographically diverse and largest of many years.





FAREWELL TO A LAWN BOWLING FRIEND

Lawn bowling lost a shining star with the recent passing of **Heidi Rittner**.

- 2017 Southwest Division Open, Singles - Gold
- 2018 Tiger Bowls, Team USA Fours - Silver
- 2018 /China Open, Team USA Fours - Bronze

Heidi's winning record in bowls is far longer than the list above, but we all know that these three were on the top of her list of favorites. She achieved her goal of being on Team USA, and that Gold in Singles -- well, that was a big one on her bucket list.



Heidi sporting a set of her signature sun sleeves which people often mistook for tattoos.



Balloons over Long Beach for Heidi.


(biodegradable) balloon in a heartfelt farewell to one of lawn bowling's nicest ladies.

130 lawn bowlers, family, and friends gathered at the Long Beach Lawn Bowling Club on October 21 for a celebration of Heidi's life that included a huge triptych with photos of Heidi when she won the medals mentioned above among many others.

After a lunch provided by her family, and stories about Heidi shared by some of the attendees, everyone let fly a white

Always be a first-rate version of yourself, instead of a second-rate version of somebody else.

- Judy Garland



HOGLINE

GOT AN ARTICLE FOR THE NEWSLETTER?

Send it in to your Division editor as listed below:

Central: Glorianne Mather, gloriannemather@yahoo.com

PIMD: James Corr, timbhoy71@sbcglobal.net

Northeast: Alex Last, alex.last@yahoo.com

Northwest: Bob Wells, rfwells1@yahoo.com

South Central: Ron Rollick, dbsgrnkeg-ler63@outlook.com

Southeast: Garry Higgins, garryhiggins@rogers.com

Southwest: Cynthia Murray, cnthmurray@gmail.com

Editor-in-Chief: Georgie Deno, postdeno@gmail.com



DEVELOPMENTAL CAMP, 2/15 - 2/16/2019

Submitted by Jackie Tucker

Ladies, if you are interested in being a better tournament player and preparing properly for these events, you won't want to miss the 2019 camp.

Marlene Cluetinx, is going to work with me on the proper way to prepare for tournament play. Last year she assisted me with the "strategy of the game" and, by popular request, she has agreed to return and work with you all again.

The camp is open to all Bowls USA members for a nominal fee of \$50 to cover the cost of greens and break food.



The "class of 2018" soaks up the instruction in Arizona last February.

- Please register prior to Feb 1st and send your monies to Alice Birkinshaw in Sun City, AZ.
- Location: Sun City West, Johnson Lawn Bowls Club
- Time: 9:00 am to 4:00 pm with a cocktail hour afterwards at Hurricane Bar and Grill.
- Saturday will be 9:00 am to 4:00 pm to enable everyone to get transportation back home.

Look forward to seeing you all again

Jackie Tucker, Coach Presentor/Assessor

UPCOMING MAJOR TOURNAMENTS SCHEDULE

Watch this section in future issues for the latest updates on major tournaments. As available, we'll list the tournament dates, locations, entry deadlines, and a link/website where you can find more information.

U. S. National Championships, 11/25 to 12/1/18 hosted at Sun City Center, FL. This tournament requires competing in your Division's qualifying rounds.

PIMD, All PIMD-sponsored tournaments are open to out-of-division BowlsUSA members. Check their webpage [here](#) for the calendar of Division-sponsored tournaments indicated by the orange background.



Umpires Corner

By Melanie Vizenor
BowlsUSA National Umpire-in-Chief

October UmpStumper was ...

A bowl in motion hits the jack and trails it back several feet, but ends up giving your opponent the shot. Is the bowl a toucher?

NO. A bowl in motion cannot become a toucher under any circumstances. NO. Did I say no? Yes, I said no.

Law 14 Touchers. Law 14.1, "A bowl in its original course which touches the jack ... is a live bowl and is called a toucher."

The operative words in the law are "original course," and in the UmpStumper, the tell-tale words that give away the answer are "in motion." See page 8, Definitions, and then C.15 (original course) and C.16 (in motion). To read and understand the Laws of the Sport of Bowls, one must clearly understand "original course," "in motion," and "at rest." Once understood, these three concepts will guide you through the laws. In fact, there's no way to make sense of Bowl and Jack Displacement (Section 2.3, page 31 through 37) unless you have a firm understanding of original course, in motion, and at rest.

For our newer bowlers (and for those of you umpires and long-time bowlers who haven't yet done it), there are some numbers that need editing in the 2015 Laws of the Sport Bowls. These changes come about because of our Domestic Regulations and one of them because it wasn't caught during proofreading. Take a moment to update your LSB.

- Page 7, Definitions, C.12 - 25 to **23**
- Page 15, Law 6.1.1 - 25 to **23**
- Page 23, Law 19: 19.1.4 - 20 to **18**
- Page 41, Law 42, 42.2.2 - 23 to **21**
- Page 47, Law 49.12 and 49.13 - 25 to **23**
- Page 58/57, Laws 56.5.1 and 56.4.2.4 - 20 to **18**
- Page 67, Appendix B.2.1 - 25 to **23**
- Page 69, Appendix B.4.1 - 25 to **23**
- Page 70, Appendix B.4.2, C - 20 to **18**
- Page 70, Appendix B.4.2, D - 23 to **21**
- Page 70, Appendix B.4.2., F - **25** to **23**
- Page 77, 108.5.2, 2 to **3**

There is no UmpStumper for December. But there's a new stash of them for the 2019 Bowls USA Newsletter. So brush up on the LSB between now and January. What else do you have to do between now and the New Year?